

Use the Hoopla App for mobile devices



Hoopla – eAudiobooks, Movies, Music, & TV

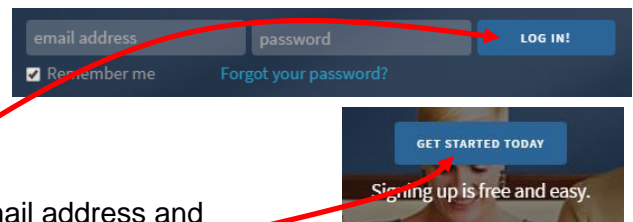
Have you ever wanted to watch movies & TV, listen to music or eAudiobooks on your Computer, Tablet, or Smartphone? Use Hoopla, MPL’s multimedia streaming service. *There is a Hoopla app available for smartphones and tablets.*

Hoopla Instant – No waiting for items available in the Instant collection. (20 per month.)

Hoopla Flex – Popular items and authors. May have a waiting list. (10 out at a time.)

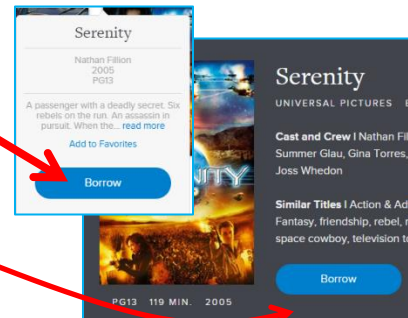
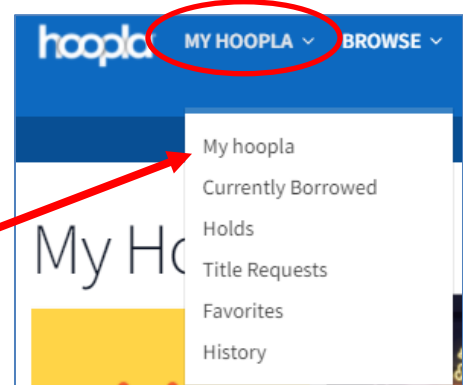
Set up your Hoopla Library Account:

1. Go to www.Mentorpl.org.
2. Click on the **Hoopla!** logo.
3. Returning users please **Log In** with your email address and password. Click **Log In**.
4. New users click **Get Started Today**.
 - a. Fill in your personal information (email address & password).
 - b. Choose Mentor Public Library from the list of libraries provided.
 - c. Input your library card number.
 - d. Click **Continue**.

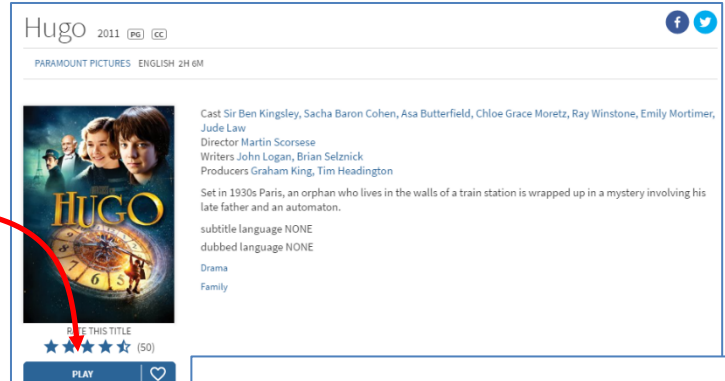


Check out items in Hoopla

1. **Sign in** to Hoopla.
2. Scroll down the page to browse available items.
 - a. Any items you have already checked out will be displayed in the *My Hoopla > Currently Borrowed* area.
 - b. You can download Audiobooks, Movies, Music, Comics, eBooks, & TV shows.
 - c. Click **Browse** to pick a format and see more of that item type.
3. To quickly borrow an item, hover the mouse and click **Borrow**.
4. To read a description click on the item. Click **Borrow**.



5. The item will become available under the *My Hoopla > Currently Borrowed* area.
6. Select the desired item.
7. Click **Play**.
8. To return an item, click on the **Return Now** link listed after the return date under the item description.



Returns automatically on Wednesday, July 17, 2019, 6:55 PM EDT

RETURN NOW

Hoopla check out limits:

- 20 Instant items per month
- A maximum of 10 Flex items out at a time

Lending Periods:

- TV & Movies – 3 day
- Music – 7 days
- Audiobooks, Comics, & eBooks – 3 weeks

Items will automatically return themselves at the end of the lending period.

This service streams the item to your computer.

If you use the Hoopla app on a **mobile device**, items can be downloaded to the device. Once the item has been downloaded, you do not need to have an Internet connection to view the item.

Each TV episode counts as 1 item checkout.

To create a "Waiting list":

- Open the item.
- Click **Add as Favorite**.

Open your My Titles and open your Favorite list to see items. In this manner, your Favorite list can become a Waiting List.