

Cricut Maker @ The HUB

Precision cut or draw graphics for use in a variety of creative projects!

Equipment used: Cricut Maker and accessories

Software used: Cricut Design Space



- **Cricut Access***—Cricut’s library of 100,000+ images and 400+ fonts

- **Cutting Mats**

- *Light Grip* mat (11.5” x 11.5”)
 - Printer paper
 - Thin cardstock
 - Vellum
 - Vinyl
- *Standard Grip* mat (11.5” x 23.5”)
 - Cardstock
 - Pattern paper
 - Embossed cardstock
 - Iron-on vinyl (HTV)
- *Fabric Grip* mat (11.5” x 11.5”)
 - Most fabrics that are not stiffened/stabilized

- **Cutting and Scoring Tools**

- Premium Fine-Point Blade
- Knife Blade
- Rotary Blade
- Deep Point Blade
- Bonded Fabric Blade
- Foil Transfer Kit
- #41 Engraving Tip
- #01 & #02 Scoring Wheel Tips

- **Fine Point Pen set** (30 colors)

- **Washable Fabric Pen** (blue)

Materials: The Cricut Maker can work with a variety of material types. See the materials listed in the “Cutting Mats” section above, or search for ideas online. Make sure we have the mats and/or accessories needed for the project!

Bring in your own materials, or purchase at The HUB:

- Adhesive vinyl in a variety of colors
- Cardstock in a variety of colors
- Glitter cardstock in a variety of colors
- 6” x 8” Special decorative paper
- 12” x 12” Holiday decorative paper

Using a Cricut Access Image

At The HUB, you can make use of the Cricut Access* library of 400+ fonts and 100,000+ images. If you want to look at this library beforehand, you can create a free Cricut account and download the Design Space software or app on any Internet-enable device.

If you prefer to provide your own image, see Page 2 for more information.

Bringing Your Own Image

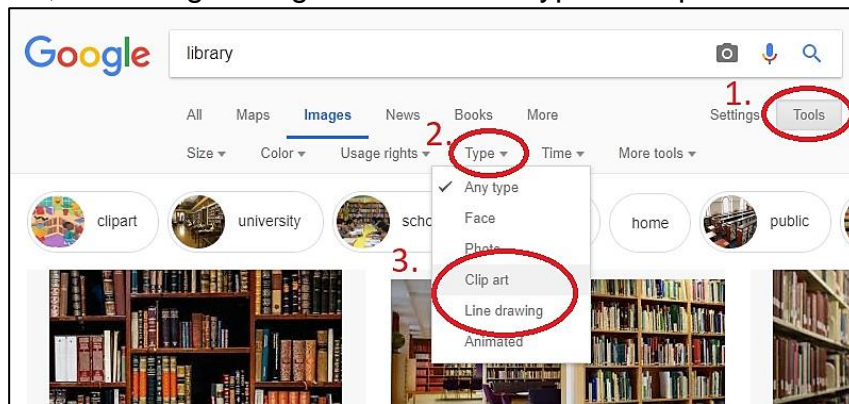
Save your image to a flash drive or attach it to an email to yourself so that you can access it from a computer in the Makerspace. **See examples of good and bad image choices below.**

File format: Vector files are preferred (.SVG, .DXF, etc.), but basic image files (.JPG, .BMP, .GIF, .PNG, etc.) may be converted into usable vector files.



- You'll get the best results using images with:
 - Higher resolution
 - Thick, clear outlines
 - No small or intricate parts



- To search online, use Google Images → Tools → Type → Clip Art or Line Drawings



Examples of Good and Bad Image Choices for The HUB's Cricut Maker

Object	Good	Bad
Video Game Controller		
Butterfly	